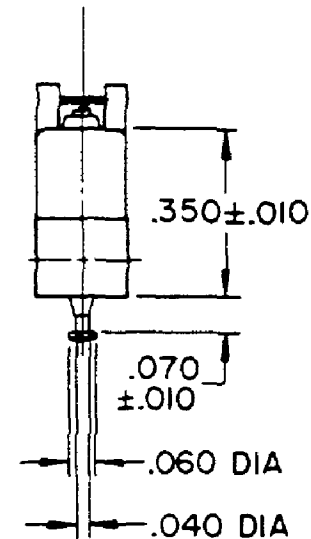
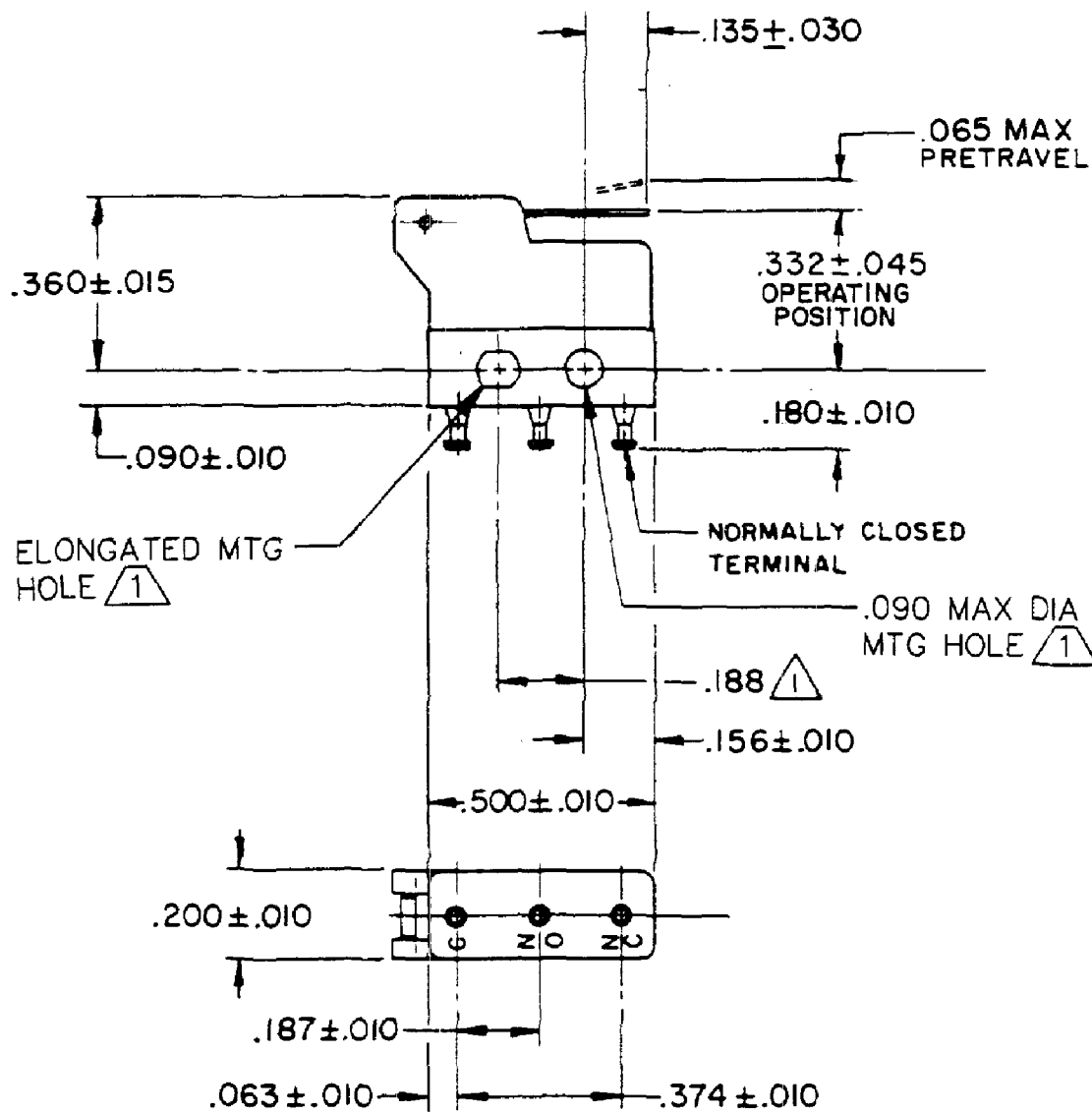
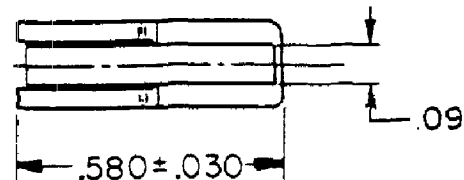


HONEYWELL
PART NUMBER
311SX1-T
PRODUCT CODE
VDS0010

REV	DOCUMENT	CHANGED BY	CHECK
12	0038558	SS 08MAY08	BLR



NOTE-
 1 MOUNTING HOLES WILL ACCEPT PINS OR SCREWS OF .087 MAX DIA ON .188 ± .002 CENTERS
 2 - TERMINALS ARE PLATED FOR SOLDERING
 3 - SWITCH WILL WITHSTAND TEMPERATURE OF 250° F

RELEASE NO.	PR-861
REPLACES	X41461-SX

CHARACTERISTICS	
OPERATING FORCE	- - -50 GRAM MAX
RELEASE FORCE	- - - - 9 GRAM MIN
DIFFERENTIAL TRAVEL	- - .020 MAX
OVERTRAVEL	- - - - - .014 MIN

ELECTRICAL DATA			
CONTACT ARRANGEMENT SPDT			
28 VOLTS DC RATING		115 VOLTS AC, 60 CPS	
SEA LEVEL	50,000 FT	SEA LEVEL	
INDUCTIVE	3 AMP	2 AMP	5 AMP
RESISTIVE	5 AMP	4 AMP	5 AMP
APPROVALS	KEMA, CE 5A 250 V - T125 5E4 UL, CSA 5A 250 VAC		

DESIGN UNITS: INCH
TOLERANCES UNLESS NOTED:
NO PLACE X ±
ONE PLACE .X ±
TWO PLACE .XX ±
THREE PLACE .XXX ±
FOUR PLACE .XXXX ±
ANGLES ±
THIRD ANGLE PROJECTION

DRAWN	SPK	25FEB08
CHECK	RJ	25FEB08
THIS DRAWING COVERS A PROPRIETARY ITEM AND IS THE PROPERTY OF HONEYWELL. THIS DRAWING IS NOT TO BE COPIED OR USED WITHOUT THE PERMISSION OF HONEYWELL.		
INTERPRET PER ANSI Y14.5M-1982 OTHER HONEYWELL ENGINEERING STANDARDS MAY APPLY		
RASTER		

Honeywell			
TITLE SWITCH - BASIC			
SIZE	TYPE	DRAWING NAME	REV
B	I	311SX1-T	12
SCALE	-	WEIGHT: .003 LB MAX	SHEET 1 OF 1